

**Note:** Centrifuge before opening to ensure complete recovery of vial contents.

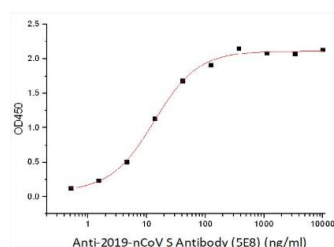
## Description

<b>Reactivity</b>	SARS-COV2
<b>Immunogen</b>	Recombinant 2019-nCoV S Protein RBD-SD1 (C-6His)
<b>Host</b>	Human
<b>Isotype</b>	IgG1
<b>Clone</b>	5E8
<b>Conjugation</b>	Unconjugated
<b>Formulation</b>	PBS, pH 7.4

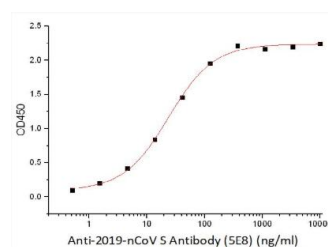
## Applications Recommended Dilution

<b>ELISA</b>	1:5000-1:10000
--------------	----------------

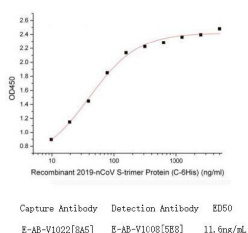
## Data



Immobilized Recombinant 2019-nCoV S-trimer Protein (C-6His) (Cat#PKSR030489) at 5.0ug/ml (100uL/well) can bind Anti-2019-nCoV S Antibody (S309) (Cat#E-AB-V1008), the EC50 is 13.5ng/ml.



Immobilized Recombinant 2019-nCoV S Protein RBD-SD1 (C-6His) (Cat#PKSR030477) at 5.0ug/ml (100uL/well) can bind Anti-2019-nCoV S Antibody (5E8) (Cat#E-AB-V1008), the EC50 is 23.8ng/ml.



## Preparation & Storage

**Storage** Store at -20°C. Avoid freeze / thaw cycles.

## Background

Protein S (PROS1) is glycoprotein and expressed in many cell types supporting its reported involvement in multiple biological processes that include coagulation, apoptosis, cancer development and progression, and the innate immune response. Known receptors bind S1 are ACE2, angiotensin-converting enzyme 2, DPP4, CEACAM etc.. The spike (S) glycoprotein of coronaviruses is known to be essential in the binding of the virus to the host cell at the advent of the infection process. Most notable is severe acute respiratory syndrome (SARS). The severe acute respiratory syndrome-coronavirus (SARS-CoV) spike (S) glycoprotein alone can mediate the membrane fusion required for virus entry and cell

## For Research Use Only

A Reliable Research Partner in Life Science and Medicine

Tel: 400-999-2100

Email: [techsupport@elabscience.cn](mailto:techsupport@elabscience.cn)

Web: [www.elabscience.cn](http://www.elabscience.cn)

# SARS-COV-2 Spike Monoclonal Antibody(2019-nCoV)



Catalog Number:E-AB-V1008

fusion. It is also a major immunogen and a target for entry inhibitors. It's been reported that 2019-nCoV can infect the human respiratory epithelial cells through interaction with the human ACE2 receptor. The spike protein is a large type I transmembrane protein containing two subunits, S1 and S2. S1 mainly contains a receptor binding domain (RBD), which is responsible for recognizing the cell surface receptor. S2 contains basic elements needed for the membrane fusion. The S protein plays key parts in the induction of neutralizing-antibody and T-cell responses, as well as protective immunity.

---

## For Research Use Only

A Reliable Research Partner in Life Science and Medicine

Tel: 400-999-2100

Email: [techsupport@elabscience.cn](mailto:techsupport@elabscience.cn)

Web: [www.elabscience.cn](http://www.elabscience.cn)