

PCNA Polyclonal Antibody

Catalog Number:E-AB-40514



Note: Centrifuge before opening to ensure complete recovery of vial contents.

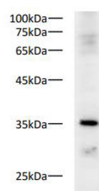
Description

Reactivity	Human, Mouse, Zebrafish
Immunogen	Recombinant human PCNA protein expressed by E.coli
Host	Rabbit
Isotype	IgG
Purification	Antigen Affinity Purification
Conjugation	Unconjugated
Formulation	PBS with 0.02% sodium azide, 50% glycerol,pH 7.4

Applications Recommended Dilution

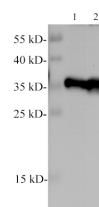
WB	1:1000-2000
-----------	-------------

Data




Western blot of Zebrafish whole lysates with anti-PCNA pAb at dilution of 1:1000.

Observed Mw:35kDa
Calculated Mw:35kDa



Western blotting of anti-PCNA polyclonal antibody at dilution of 1:1000. Lane1: HeLa, Lane2: A431



Western blotting of anti-PCNA polyclonal antibody at dilution of 1:1000. Lane1: NIH/3T3, Lane2:

Raw264.7

Preparation & Storage

Storage Store at -20°C. Avoid freeze / thaw cycles.

Background

Proliferating cell nuclear antigen (PCNA) is a DNA clamp that acts as a processivity factor for DNA polymerase δ in eukaryotic cells and is essential for replication. PCNA is a homotrimer and achieves its processivity by encircling the DNA, where

For Research Use Only

A Reliable Research Partner in Life Science and Medicine

Tel: 400-999-2100

Email: techsupport@elabscience.cn

Web: www.elabscience.cn